



Jannat Al Quran

Learn
to Recite the Quran
Beautifully



Book 1

Beginners

Prepared by: Shaykha Dina Essam

بِسْمِ اللَّهِ الرَّحْمَنِ الرَّحِيمِ

Assalamu Alaykum wa Rahmat Allah wa Barakatuh,

Dear Reader,

One of the best acts of worship in Islam is reciting the Quran beautifully and smoothly.

The Prophet (Salla Allahu Alaihi wa Sallam) said:

“Verily the one who recites the Qur’an beautifully, smoothly, and precisely, he will be in the company of the noble and obedient angels. And as for the one who recites with difficulty, stammering or stumbling through its verses, then he will have TWICE that reward.” [Al-Bukhari and Muslim]

Ever since teaching Quran to non Arabic speaking students, I realised the need to write a manual which would equip the students to recite the holy Quran beautifully and smoothly.

Janat Al Quran books aim to make learning the Quran easy for all students whether adults or children, beginners or advanced level. The books explain the Tajweed rules in English while the terms remain in Arabic with a translation for each term.

The books explain the Tajweed rules according to the narration of Hafs from the Imam Asem in the way of Ash-Shaatibiyah.

My sincere thanks go to my teachers who have taught me the science of Tajweed and the Quran recitation in the ten Qira'at. Special thanks to my sisters in Islam who helped me to enhance the books.

Message to the students:

Learning the Quran with a qualified teacher is of paramount importance. Correct recitation of the Quran can only be achieved through regular practice of the Quran with a teacher who can correct the mistakes.

Reciting the Quran on a daily basis is essential so the student can correct the mistakes pointed out by the teacher. Regular duas and patience are important to make your Quran journey easy and full of Barakah.

Message to the teachers:

Kindly be reminded to always renew your intention for teaching the Quran and to ensure the work is done solely for Allah's sake. It is important that we always motivate the students and inspire them to love the Quran.

May Allah Subhanahu wa Ta'la accept all our good deeds to please Him. May Allah unite us all in Jannah with his prophet Salla Allahu Alaihi wa Sallam.

Dina Essam

What some Shaykhs and teachers have said about the book

The Quran is the word of Allah which was revealed to the heart of the prophet SAW with an Arabic tongue. It was revealed Muratal (recited beautifully with Tajweed), that is the way it should always be recited and listened to so the listener can be in the beautiful Jannah of the Quran.

Jannat Al Quran books is a fantastic attempt from Shaykha Dina to get the reciter reach the Jannah of the Quran in order to make the Quran a path to the Firdaws in the hereafter in Shaa Allah. The Tajweed rules are explained with simplicity and clarity for anyone to understand. May Allah SWT reward the author of the book and the learners of the Quran.

Shaykh Samir Abd-Alazeem
Al-Azhar University

I would like to thank Shaykha Dina Essam for this great effort. We have always acknowledged this Khair and hard work from her in serving Allah's religion and His holy book.

I have read Jannat Al Quran books and found a good organisation for all the books and an easy explanation for all the Tajweed rules. Having all the Tajweed rules in those set of books makes the reader or the knowledge seeker who has learned the rules able to recite the Quran precisely with Allah's will. May Allah grant you success.

Shaykh Tamer Ibrahim,
Al-Azhar University

What some Shaykhs and teachers have said about the book

In the name of Allah who has revealed the holy book. I ask Allah to grant success to everyone who serves His religion, and give Barakah to Janat Al Quran books, this great work, that serves Allah's book.

These books give the chance to non Arabic speakers to understand the science of Tajweed of His book, for what they contain of valuable knowledge and simple method of explanation.

Sincere thanks to those who have helped in getting this book to the light in this way that is suitable for serving Allah's book.

I ask Allah to grant success to the writer and the learners of these books. May Allah grant Hidayah (guidance) to people through the learners of His book and may they become the best of people as the prophet said, "The best among you are those who learn the Qur'an and teach it."

Mostafa Ibrahim
Al-Azhar University

The structure of Jannat Al Quran books will allow the student to successfully study the highly complex science of tajweed with simplicity. I would recommend it for sure!


Ayah Yussuf Teama
Al-Azhar University

Table of Contents

Arabic Alphabet	1
Letter Recognition	2
Letter Positions	3
Connecting Letters.....	6
Fathah	9
Kasrah	11
Dhammah	13
Harakah	15
Sukoon	18
Tanween	21
Huroof-Ul Madd	24
Letters of Leen	29
Exercises	33
Shaddah	34
Exercises	36
The Word Allah	37
Completion of an Ayah	38
Short Ayahs	41
The articulation point of the Arabic letters	42

**Please follow the link below to listen to the correct
pronunciation of each lesson:**

www.jannatalquran.com/videos/



First Section

Arabic Alphabet
Letter Recognition
Letter Positions
Connecting Letters

Arabic Alphabet

The arabic alphabet is made up of 29 letters. Seven letters are always pronounced with a full mouth (heavy letters). They are marked in red **خص ضغط قظ**

ج جيم	ث ثاء	ت تاء	ب باء	ا ألف
ر راء	ذ ذال	د دال	خ حاء	ح حاء
ض ضاد	ص صاد	ش شين	س سين	ز زاي
ف فاء	غ غين	ع عين	ظ ظاء	ط طاء
ن نون	م ميم	ل لام	ك كاف	ق قاف
	ي ياء	ه همزة	ه هاء	و واو

Letter Recognition

ض	ك	ع	ز	ق
ح	س	غ	ت	ط
ق	ب	م	ع	ن
ر	ص	ظ	د	م
ذ	ج	ي	ز	ه
ف	ب	ا	ث	ظ
ا	غ	ل	ذ	ط
ك	ش	ء	ن	و

Letter Positions

End of the word	Middle of the word	Beginning of the word	Letter
ا	ا	ا	ا
ب	ب	ب	ب
تة تاء مربوطة	ت	ت	ت
ث	ث	ث	ث
ج	ج	ج	ج
ح	ح	ح	ح
خ	خ	خ	خ
د	د	د	د
ذ	ذ	ذ	ذ

Letter Positions

End of the word	Middle of the word	Beginning of the word	Letter
ر	ر	ر	ر
ز	ز	ز	ز
س	س	س	س
ش	ش	ش	ش
ص	ص	ص	ص
ض	ض	ض	ض
ط	ط	ط	ط
ظ	ظ	ظ	ظ
ع	ع	ع	ع
غ	غ	غ	غ

Letter Positions

End of the word	Middle of the word	Beginning of the word	Letter
فـ	فـ	فـ	فـ
قـ	قـ	قـ	قـ
كـ	كـ	كـ	كـ
لـ	لـ	لـ	لـ
مـ	مـ	مـ	مـ
نـ	نـ	نـ	نـ
وـ	وـ	وـ	وـ
هـ	هـ-هـ	هـ	هـ
أ-ء-ئ	أ-ؤ-ئ	أ-إ-ء	ء*
يـ	يـ	يـ	يـ

* Hamza has different forms but is always pronounced in the same way.

Connecting Letters


End of the word	Middle of the word	Beginning of the word	Letter
يا	عاو	ات	ا
ضب	ثبن	بم	ب
بت-وة-غة	جتخ	تص	ت
ست	فته	ثت	ث
ظج	كجز	جف	ج
هح	ظحن	حك	ح
فخ	لخب	خض	خ
طد	مدش	دع	د
شد	حذن	ذة	ذ

Connecting Letters

End of the word	Middle of the word	Beginning of the word	Letter
كـ	ضـرج	رـس	ر
مـز	كـزم	زـش	ز
قـس	شـسط	سـج	س
لـش	هـشل	شـك	ش
صـص	لـصم	صـن	ص
شـض	ظـضز	ضـص	ض
ضـط	خـطك	طـى	ط
صـظ	شـظط	ظـذ	ظ
حـع	بـعغ	عـد	ع
فـغ	ئـغة	غـع	غ

Connecting Letters

End of the word	Middle of the word	Beginning of the word	Letter
ئف	سفت	فت	ف
شق	جقو	قل	ق
بك	ضكط	كت	ك
مل	ظلش	لى-لا-لا	ل
كم	عمك	مخ	م
جن	تنب	نو	ن
خو	صوز	وى	و
فه	قهر	هل	ه
تاء-اء	باق-ثئت	ءا-أذ	ء
بى	صية	يش	ى



Second Section

Fathah
Kasrah
Dhammah
Harakah

Fathah

Fathah is a small symbol (َ) which appears above a letter. It sounds like “a” in man. If the letter ر has a fathah above it, it will be pronounced with a full mouth (heavy).

جَ	ثَ	تَ	بَ	أَ
رَ	ذَ	دَ	خَ	حَ
ضَ	صَ	شَ	سَ	زَ
فَ	غَ	عَ	ظَ	طَ
نَ	مَ	لَ	كَ	قَ
		يَ	هَ	وَ

Words with Fathah

رَفَعَ	نَكَصَ	سَأَلَ	كَتَمَ	وَلَدَ
قَرَأَ	يَدَكَ	ذَكَرَ	هَلَكَ	سَجَدَ
كَفَرَ	كَسَبَ	قَدَرَ	فَعَلَ	فَطَرَ
وَهَبَ	حَشَرَ	وَقَبَ	وَسَقَ	وَجَدَ
كَتَبَ	عَرَضَ	شَكَرَ	مَثَلَ	خَلَقَ
رَفَثَ	دَخَلَ	أَخَذَ	تَرَكَ	عَبَسَ
أَمَرَ	وَقَعَ	مَكَثَ	فَرَضَ	مَنَعَ
جَعَلَ	جَمَعَ	عَدَلَ	حَذَرَ	حَسَدَ

Kasrah

Kasrah is a small symbol () which appears below a letter. It sounds like “i” in tin.

If the letter ر has a kasrah below it, it will be pronounced with an empty mouth (light).

جِ	ثِ	تِ	بِ	أِ
رِ	ذِ	دِ	خِ	حِ
ضِ	صِ	شِ	سِ	زِ
فِ	غِ	عِ	ظِ	طِ
نِ	مِ	لِ	كِ	قِ
		يِ	هِ	وِ

Words with Kasrah

حَفِظَ	مِنَ	بَرِقَ	صَحِبَ	سَلِمَ
وَسِعَ	لِمَ	سَخَطَ	عَمِلَ	بِهِ
رَبِحَ	وَرِثَ	سَئِمَ	مَهَرَ	وَزَرَ
شَهِدَ	شَرِبَ	بَكَ	فَنَاءَ	تَعَبَ
أَزَفَ	فَهَمَ	حَفِظَ	كَرِهَ	أَذِنَ
عَلِمَ	عَهْدَ	أَثِمَ	قَبَلَ	رَكِبَ
حَمِدَ	أَلِفَ	خَشِيَ	تَجَدَّدَ	أَسْفَ
شَقِيَ	رَحِمَ	أَسِنَ	سَفِهَ	سَمِعَ

Dhammah

Dhammah is a small symbol (ء) which appears above a letter. It sounds like “u” in push.
If the letter ر has a Dhammah above it, it will be pronounced with a full mouth (heavy).

جُ	ثُ	تُ	بُ	أُ
رُ	ذُ	دُ	نُ	حُ
ضُ	صُ	شُ	سُ	زُ
فُ	غُ	عُ	ظُ	طُ
نُ	مُ	لُ	كُ	قُ
		يُ	هُ	وُ

Words with Dhammah

كَبُرَ	يَجِبُ	قَرَبَ	يَلِجُ	يَصِلُ
تَلَى	ظَلَمَ	طَلَبَ	سَلَبَ	رَمَى
كَثُرَ	يَقِفُ	يَلِدُ	عَظَمَ	صَحَفَ
بَعَدَ	حَسَنَ	رُسِلَ	كَمَلَ	صَلَحَ
جَحَدَ	يَرُدُّ	يَزِنُ	قَرَبَ	ذَكَرَ
بُهَتَ	يَجِدُ	يَصِفُ	يَرِثُ	يَثِقُ
بَصَرَ	صَغَرَ	يَثِبُ	يَعِدُ	فَهَمَ
يَأْدُ	يَهِنُ	حَسَدَ	خَدَعَ	رَوَّفَ

Arabic letters with Harakah

Fathah, Kasrah & Dhammah
are collectively known as **HARAKAH**

بَ	بِ	بُ	أَ	إِ	أُ
تَ	تِ	تُ	كَ	كِ	كُ
سَ	سِ	سُ	جَ	جِ	جُ
دَ	دِ	دُ	ذَ	ذِ	ذُ
رَ	رِ	رُ	زَ	زِ	زُ
سَ	سِ	سُ	شَ	شِ	شُ
طَ	طِ	طُ	ضَ	ضِ	ضُ

Arabic letters with Harakah

Fathah, Kasrah & Dhammah
are collectively known as **HARAKAH**


عُ	عِ	عَ	ظُ	ظِ	ظَ
فُ	فِ	فَ	غُ	غِ	غَ
كُ	كِ	كَ	قُ	قِ	قَ
مُ	مِ	مَ	لُ	لِ	لَ
وُ	وِ	وَ	نُ	نِ	نَ
يُ	يِ	يَ	هُ	هِ	هَ

Letters with Similar Sounds but with a slight Variation

ث	س	ص	ت	ط	ع	ء
ق	ك	ذ	ظ	د	ض	ح

Words with Harakah

فَعَمِلَ	تَبِعَكَ	سَأَلَكَ	لِيَصِلَ
أَعْظَمَكَ	فَدَفَعَ	أَخَذَهُمْ	فَصَرَفَ
وَقَضَى	فَقَرَّبَ	فَطْفِقَ	وَقُرِّئَ
مَنَعَكَ	أَحْسَبَ	عَشْرَةَ	فَقَطَعَ
بِيَدِكَ	فَشَكَرَ	وَكَثُرَ	حُمِلَتْ
شَكَرَهُ	لِرَحِمِهِ	فَرَبِحَ	لِيَجِدَ
فَبَصَّرَكَ	وَعَلِمَ	وَسَجَدَ	لِكْرَمِهِ
لِنُبْدِ	بَلَغْتَ	فَطَبَعَ	كَمَثَلِ



Third Section
Sukoon
Tanween

Sukoon

A Sukoon is a small crescent which appears on top of a letter. It is the opposite of a Harakah.
A Sukoon is never found at the beginning of a word.

أُتْ	إِتْ	أَتْ	أُبْ	إِبْ	أَبْ
أُجْ	إِجْ	أَجْ	أُثْ	إِثْ	أَثْ
أُخْ	إِخْ	أَخْ	أُدْ	إِذْ	أَذْ
أُزْ	إِزْ	أَزْ	أُسْ	إِسْ	أَسْ

Note: **Letters of Qalqalah** قطب جد

If you see any of these 5 letters with a **Sukoon** above them, you should read the letter with an echo or jerking sound at its articulation point.

Sukoon

أَضُّ	إِضُّ	أَضُّ	أَضُّ	إِضُّ	أَضُّ
أَظُّ	إِظُّ	أَظُّ	أَظُّ	إِظُّ	أَظُّ
أَعُّ	إِعُّ	أَعُّ	أَعُّ	إِعُّ	أَعُّ
أَفُّ	إِفُّ	أَفُّ	أَفُّ	إِفُّ	أَفُّ
أَلُّ	إِلُّ	أَلُّ	أَلُّ	إِلُّ	أَلُّ
أَمُّ	إِمُّ	أَمُّ	أَمُّ	إِمُّ	أَمُّ
أَهُّ	إِهُّ	أَهُّ	أَهُّ	إِهُّ	أَهُّ
أَيُّ	إِيُّ	أَيُّ	أَيُّ	إِيُّ	أَيُّ

Note: Letters of Qalqalah قطب جد

If you see any of these 5 letters with a Sukoon above them, you should read the letter with an echo or jerking sound at its articulation point.

Words with Sukoon

أَنْ	سِرٌّ	هَبٌّ	ذُقُّ	إِذٌّ
قُلٌّ	لَمْ	بَلٌّ	صُمٌّ	قَدٌّ
خَلَقٌ	قَبْلِكَ	فَجْرٍ	لَهُمْ	يَشْرَبُ
أَظْلَمَ	أَعْبَدُ	يُؤْمِنُ	أَبْصَرُ	أَخْرَجَ
أَكْرَمُ	أَمِهْلُ	أَلْقَتِ	نَحْنُ	بَطْشٌ
نَشْرَحُ	أَقْسِمُ	صَدْرَكَ	نَعْبُدُ	أَقْرَرْتُمْ
يَضْرِبُ	أَفْلَحُ	يُقْبَلُ	أَطْعَمَهُمْ	أَعْلَمُ
بَعْدُ	سِئْتُمْ	يُفْسِدُ	يَحْسَبُ	يَمْحَقُ

Note: Letters of Qalqalah قطب جد

Tanween

Tanween is Noon Sakinah which appears at the end of a noun, it is like an "n" sound. It is indicated by doubling the Fathah, Kasrah & Dhammah known as Fathatain, Kasratain & Dhammatain.

ت	ت	تًا	تِ	تٍ	تًا
ث	ث	ثًا	ثِ	ثٍ	ثًا
ك	ك	كًا	كِ	كِ	كًا
د	د	دًا	دِ	دٍ	دًا
ز	ز	زًا	زِ	زٍ	زًا
ش	ش	شًا	شِ	شٍ	شًا


Note: An Alif is added after the Fathatain except when Hamzah is preceded by an Alif Madd, such as عطاءً - سماءً

Tanween

مَ	مِ	مُ	مِ	مِ	مِ
كَ	كِ	كُ	كِ	كِ	كِ
وَ	وِ	وُ	وِ	وِ	وِ
فَ	فِ	فُ	فِ	فِ	فِ
لَ	لِ	لُ	لِ	لِ	لِ
رَ	رِ	رُ	رِ	رِ	رِ
زَ	زِ	زُ	زِ	زِ	زِ
وَا	وَاِ	وَاُ	وَاِ	وَاِ	وَاِ
رِ	رِ	رِ	رِ	رِ	رِ

Words with Tanween

كُدْحًا	ضَبْحًا	هُدًى	لُبْدًا	سَبْحًا
كُفُوًا	لَعِبًا	طَبَقًا	رَجُلًا	خَيْرَةً
فُرُشٍ	ظَلَلٍ	عَصْفٍ	هُمَزَةٍ	ثَمَنٍ
أَمْرٍ	عَدَنٍ	سَحَرٍ	بَلَدٍ	فَيْئَةٍ
نَفْسٍ	كُتِبَ	قَسَمَ	غَضَبٍ	مِسْكٍ
شَجَرَةٍ	فَصْلٍ	رَجُلٍ	قَتْرَةٍ	شَأْنٍ
خَلَقًا	سَخَطٍ	وَلَدٍ	مَسَدٍ	عِنْبًا
صُحُفًا	أُذُنٍ	وَسَطًا	لَعِبٍ	قَدْحًا



Fourth Section

Huroof-Ul Madd

Letters of Leen

Huroof-Ul Madd

There are 3 letters of Madd, these are: ا - و - ي

If **Alif** (ا) is preceded by a **Fathah** (َ),
the **Alif** will be prolonged 2 harakas.

If **Waaw Saakin** (و) is preceded by a **Dhammah** (ُ),
the **Waaw** will be prolonged 2 harakas.

If **Yaa Saakin** (ى) is preceded by a **Kasrah** (ِ),
the **Yaa** will be prolonged 2 harakas.

بِى	بُو	بَا	اِى	اُو	اَء
ثِى	ثُو	ثَا	تِى	تُو	تَا
حِى	حُو	حَا	جِى	جُو	جَا
دِى	دُو	دَا	خِى	خُو	خَا
رِى	رُو	رَا	ذِى	ذُو	ذَا
سِى	سُو	سَا	زِى	زُو	زَا

Huroof-Ul Madd

صِی	صُو	صَا	شِی	شُو	شَا
طِی	طُو	طَا	ضِی	ضُو	ضَا
عِی	عُو	عَا	ظِی	ظُو	ظَا
فِی	فُو	فَا	غِی	غُو	غَا
کِی	کُو	کَا	قِی	قُو	قَا
مِی	مُو	مَا	لِی	لُو	لَا
وِی	وُو	وَا	نِی	نُو	نَا
یِی	یُو	یَا	هِی	هُو	هَا

Words with Huroof-Ul Madd

أَبْوَابًا	وَاسِعًا	وَضَعْنَا	حَافِظًا	فَخَانَتَاهُمَا
رَفَعْنَا	نَارًا	كَانَ	كِتَابًا	حَاسِدًا
مَشْهُودًا	مَخْتُومًا	مَمْنُونًا	عَاكِفُونَ	هَارُونَ
مُسْلِمُونَ	رَسُولًا	طُورًا	أَعْوَدًا	نُوحًا
مَسْكِينًا	تَقْوِيمًا	عَلِيمًا	يَتِيمًا	تَضَلِيلًا
حَكِيمًا	خَيْرًا	تَسْنِيمًا	فِيهِ	عَظِيمًا
تَكْذِيبًا	مَسْرُورًا	تَكُونُ	عَادًا	تَمَائِيلًا
شَاهِدًا	غَاسِقًا	يَسِيرًا	قَالَ	بَصِيرًا

Huroof-Ul Madd

Small Alif, Waaw & Yaa

Small Alif is pronounced as an Alif Madd.

Small Waaw is pronounced as a Waaw Madd.

Small Yaa is pronounced as a Yaa Madd.

اَ	بَ	تَ	ثَ	جَ
حَ	خَ	دَ	ذَ	رَ
زَ	سَ	شَ	صَ	ضَ
طَ	ظَ	عَ	غَ	فَ
قَ	كَ	لَ	مَ	نَ
وَ	هَ	يَ	اِ	هَ
يَ	وُ	هُ	عُ	

Words with Huroof-Ul Madd

مَتَاعًا	سَمَوَاتٍ	أَلْهَكُمْ	أَعْنَابًا
حَافِظَاتٍ	مِهْدًا	مُعْصِرَاتٍ	هُدًى
مَعَهُ	يَرَهُ	دَاوُدَ	يَعْرِفُونَهُ
مُلْكُهُ	مَوْعِدَةٌ	كِتَابُهُ	ءَايَاتُهُ
وَقِيلَهُ	وَرَسُولُهُ	بِمَزْحِجِهِ	نَفْسَهُ
مِثْلَهُ	إِلَيْهِمْ	بِيَدِهِ	يَسْتَحِيهِ
كِتَابٍ	قَانِتَاتٍ	ذَلِكَ	مَلِكٍ
بِهِ	مَوَازِينَهُ	طَغَى	لِظَى

Letters of Leen

Leen means to pronounce the Waaw and Yaa Saakinah quickly and swiftly when they are preceded by a Fathah. There are 2 letters of

Leen, these are: **و - ي**

If **Waaw Saakinah** **و** is preceded by a **Fathah** (**َ**), it is known as **Waaw Leen**.

جَوَّ	ثَوَّ	تَوَّ	بَوَّ	أَوَّ
رَوَّ	ذَوَّ	دَوَّ	خَوَّ	حَوَّ
ضَوَّ	صَوَّ	شَوَّ	سَوَّ	زَوَّ
فَوَّ	غَوَّ	عَوَّ	ظَوَّ	طَوَّ
نَوَّ	مَوَّ	لَوَّ	كَوَّ	قَوَّ
		يَوَّ	هَوَّ	وَوَّ

Words with Waaw Leen

زَوْجِهِ	أَوْهَنَ	غَوْرًا	كُوْثَرَ
هَوْنًا	لَوْمَةً	حَوْلَ	شَرُوهُ
يِرْوَنَ	قَوْلًا	سَوِّطَ	مَوْتٍ
سَوْءٍ	مَوْعِظَةً	تَوْبَةً	يَوْمٍ
رَوْحٍ	فَوْتًا	سَوِّفَ	جُزْؤُنَ
عَفْوَانًا	قَوْمٌ	صَوْمٌ	فِرْعَوْنَ
أَوْتَادًا	تَعَثُّوْا	قَوْمِهِ	نَوْمٍ
أَوْجَسَ	لَوْحًا	زَوْجًا	يَوْمِئِذٍ

Letters of Leen

If Yaa Saakinah **ي** is preceded by a Fathah (**َ**), it is known as Yaa Leen.


جَيِّ	ثَيِّ	تَيِّ	بَيِّ	أَيِّ
رَيِّ	ذَيِّ	دَيِّ	حَيِّ	حَيِّ
ضَيِّ	صَيِّ	شَيِّ	سَيِّ	زَيِّ
فَيِّ	غَيِّ	عَيِّ	ظَيِّ	طَيِّ
نَيِّ	مَيِّ	لَيِّ	كَيِّ	قَيِّ
		يَيِّ	هَيِّ	وَيِّ

Words with Yaa Leen

رَيْبٌ	بَيْنٌ	بَدِينٌ	عَيْنَيْنِ
أَيْنَ	طَيْرًا	صَيْفٌ	عَلَيْهِمْ
كَيْدَهُمْ	وَيْلٌ	لَيْسَ	كَيْدُهُ
ضَيْرٌ	هَيْهَاتَ	قَرَيْشٌ	ءَاتَيْنَا
بَيْتٌ	لَيْلًا	زَيْتُونٌ	زَوْجَيْنِ
كَيْدًا	بَيْنَهُمَا	كَيْفَ	خَيْرٌ
مَيْتًا	أَوْحَيْتُ	حَيْثُ	رَوَيْدًا
عَيْنٌ	شَيْئًا	شَيْءٌ	ضَيْقٌ

Exercises

مُحْسِنٌ	شَكَرْتُمْ	إِحْسَانٌ	نِعْمَةٌ
مُرْسَلٌ	نَصْرُوهُ	أَرْسَلْنَاهُ	أَمْوَاتًا
يَسْتَوْفُونَ	حِكْمَةً	بَيُوتًا	بَاطِلٌ
عِلْمًا	أَعْطَيْنَاكَ	خَلَقْنَا	شَاكِرُونَ
رِزْقًا	مَحْمُودًا	مَكْتُوبٌ	صَالِحَاتٍ
مَسْغَبَةٌ	يَسْتَكْبِرُونَ	أَوْبَارَهَا	نَبَاتًا
حَاسِدٌ	مَمْدُودَةٌ	أَبْرَارٌ	عِبَادَةٌ
إِسْلَامٌ	نَعِيمٌ	رَحْمَةٌ	يَسْتَغْفِرُونَ



Fifth Section

Shaddah

The Word Allah

Shaddah

Shaddah is a “س” symbol appearing on top of a letter. The letter will be pronounced **TWICE**, the first letter is Saakin (ْ) and the second has a Harakah (َ ِ ُ)

أَحَّ	أَجَّ	أَشَّ	أَثَّ	أَبَّ
أَزَّ	أَرَّ	أَدَّ	أَدَّ	أَخَّ
أَطَّ	أَضَّ	أَصَّ	أَشَّ	أَسَّ
أَقَّ	أَفَّ	أَعَّ	أَمَّ	أَظَّ
أَوَّ	أَنَّ*	أُمَّ*	أَلَّ	أَلَّ
		أَيَّ	أَمَّ	أَهَّ

رَبَّ - رَبِّبَ | بَرَّ - بَرِّبَ | حَقَّ - حَقِّبَ

* Ghunnah (nasal sound). The reciter should prolong it.

Words with Shaddah

صَفَا	حَلَّ	تَوَلَّى	غَلِي	حَتَّى
يُقَدِّرُ	فَصَلَ	لِيَمْحِصَ	جَمَّا	مُمَدِّدَةٌ
كَرَّةً	يَتَخَبَّطُهُ	كَلَّ	زَكَّاهَا	حَقَّ
سَلَّمْتُمْ	إِلَّا	شَرُّ	ظَلِي	غَمِّ
تَجَلَّى	حَبَّأ	إِنَّا	طَلَقْتُمْ	مِنَّا
شَقَا	عَلَيْهِنَّ	وَهَاجَا	رَبِّي	لَشْتَى
أَنَاسِي	أَيَّانَ	ظَنَّ	عَدُو	قُوَّةً
إِيَّاكَ	عَمَّا	تَطَّلَعُ	رَبِّ	دَكَّا

Exercises

عُطِّلَتْ	جَنَّتِ	إِطْعَامٌ	غَسَّاقًا	يُسَبِّحُونَ
زَجْرَةٌ	يَتَذَكَّرُ	قُدُّوسٌ	ثُبُورًا	دَمْدَمٌ
يَحْضُ	مُطَاعٌ	نُسِفَتْ	جَنَّةٌ	يَتَذَكَّرُونَ
كَذَّبَ	فَعَّالٌ	فَمَهْلٌ	مُبَيِّنَاتٍ	أَرْضٌ
عَدَدٌ	يَسْبِيحٌ	مَخْتومٌ	أَهْلٌ	مُكْرَمَةٌ
صَدَّقَ	يُبْدِئُ	عِبْرَةٌ	عَسَّعَسَ	حُشِرَتْ
نَسِيرٌ	رَزَّاقٌ	أَغْطَشَ	كَفَّارٌ	تَأْتُونَ
مُسَوِّمَةٌ	سَجْدَةٌ	نُصِبَتْ	ذَرَّةٌ	مُطَهَّرَةٌ

The Word Allah

If the word Allah or Allahumma is preceded by a letter with a **Fathah** or a **Dhammah**, then the **ل** in the word Allah or Allahuma will be pronounced with a full mouth (heavy). If it is preceded by a letter with a **Kasrah**, then the **ل** will be pronounced with an empty mouth (light).


كَلِمَ اللَّهِ	نَارُ اللَّهِ	دِينِ اللَّهِ	وَاللَّهِ
فَلِلَّهِ	عَهْدَ اللَّهِ	وَلَعَنَهُمُ اللَّهُ	مِنَ اللَّهِ
أَلْحَمْدُ لِلَّهِ	رَسُولُ اللَّهِ	أَمْرَ اللَّهِ	أَغْنَهُمُ اللَّهُ
بِإِذْنِ اللَّهِ	فَتَحَ اللَّهُ	بِسْمِ اللَّهِ	رِزْقِ اللَّهِ
رَسُولِ اللَّهِ	نَصْرُ اللَّهِ	إِنَّ اللَّهِ	ذِكْرِ اللَّهِ

قَالُوا **اللَّهُمَّ**

قُلِ **اللَّهُمَّ**

سُبْحَانَكَ **اللَّهُمَّ**

Note: Letters marked in GREY are not pronounced.



Sixth Section

Completion of an Ayah

Short Ayahs

Completion of an Ayah

A small circle (1) is a symbol to stop.

The number denotes the number of the Ayah.

When stopping on a word, the last letter will be **Saakin**.

* ظَنَّ (1)	يُخْفَى (1)	خَوْفٍ (1)	أَعْبُدْ (1)
مَسَدٍ (1)	فَيَكُونُ (1)	مَا أَكُولُ (1)	فَصَلَّى (1)
أَحَدَهُ (1)	أَحْوَى (1)	يَفْعَلُونَ (1)	فَارْغَبْ (1)
أَخْلَدَهُ (1)	* هُنَّ (1)	وَعَدَدَهُ (1)	وَلَمْ يُولَدْ (1)
لَهَبٍ (1)	إِيَابَهُمْ (1)	إِذَا حَسَدَ (1)	دِينٍ (1)
وَالْفَتْحِ (1)	يُوقِنُونَ (1)	عَظِيمٍ (1)	قُرَيْشٍ (1)

* Ghunnah should be pronounced

Note: Letters marked in GREY are not pronounced.

Completion of an Ayah

If the last letter is **Taa Marboutah** “ة”, it will be pronounced as a **Haa** “ه”.

مُؤَصِّدَةٌ

قِيَمَةٌ

خَاشِعَةٌ

مَرْفُوعَةٌ

وَالشَّهَادَةُ

كَاذِبَةٌ

مُطَهَّرَةٌ

مَبْثُوثَةٌ

نَاصِبَةٌ

ءَانِيَةٌ

رَاضِيَةٌ

مَمْدُودَةٌ

جَارِيَةٌ

مُتْرَبَةٌ

مَسْغَبَةٌ

مُصْفُوفَةٌ

بَاقِيَةٌ

نَاعِمَةٌ

خَافِيَةٌ

حَامِيَةٌ

مُقْرَبَةٌ

هَآوِيَةٌ

مَرَضِيَّةٌ

بِالْمَرْحَمَةِ

Note: Letters marked in GREY are not pronounced.

Completion of an Ayah


If the last letter has **Fathatain** , only one fathah and Alif will be pronounced.

عَزِيزًا	عَجَبًا	مُقْتَدِرًا	جَدِيدًا
تَكْبِيرًا	عَذَابًا	غُرُورًا	بَصِيرًا
قَدِيرًا	جَمِيلًا	سَمِيعًا	لَطِيفًا
عَمَلًا	أَلِيمًا	مُقِيمًا	تَذْلِيلًا
مُهَيِّمِنًا	سَبِيلًا	حَكِيمًا	عَدَدًا
نَعِيمًا	رَشَدًا	عَلِيمًا	أَمَدًا

Short Ayahs

وَالنَّجْمِ وَالشَّجَرِ يَسْجُدَانِ ﴿٦٠﴾	فَالْعَصْفِ عَصْفًا ﴿٦١﴾
وَيُقِيمُوا الصَّلَاةَ وَيُؤْتُوا الزَّكَاةَ ﴿٦٢﴾	وَإِنَّهُ عَلَىٰ ذَٰلِكَ لَشَهِيدٌ ﴿٦٣﴾
وَالْأَرْضِ وَضَعَهَا لِلْأَنَامِ ﴿٦٤﴾	إِنَّمَا تُوعَدُونَ لَوَاقِعٌ ﴿٦٥﴾
إِنَّ عَلَيْنَا لَلْهُدَىٰ ﴿٦٦﴾	فَإِذَا النُّجُومُ طُمِسَتْ ﴿٦٧﴾
فَأَمَّا مَنْ أَعْطَىٰ وَاتَّقَىٰ ﴿٦٨﴾	فَأَصْبِرْ لِحُكْمِ رَبِّكَ ﴿٦٩﴾
إِنَّ سَعْيَكُمْ لَشَتَّىٰ ﴿٧٠﴾	إِنَّ هَٰذِهِ تَذْكِرَةٌ ﴿٧١﴾
إِذْ هُمْ عَلَيْهَا قُعُودٌ ﴿٧٢﴾	إِنَّ اللَّهَ كَانَ عَلِيمًا حَكِيمًا ﴿٧٣﴾

Note: Letters marked in GREY are not pronounced.



Seventh Section

The articulation point of the Arabic letters

The articulation point of the Arabic letters

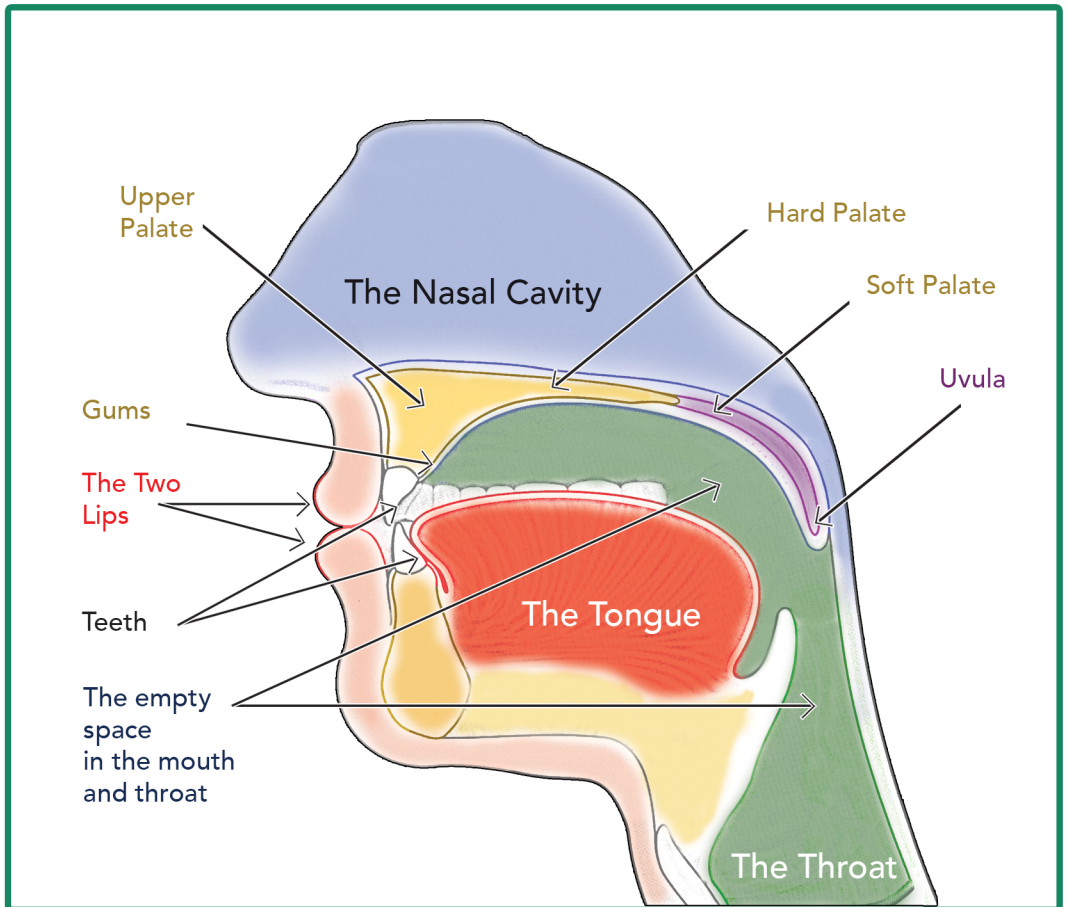
The articulation point of a letter is the place where the letter originates from. Using the correct articulation point of a letter is necessary to pronounce the letter correctly.

The empty space in the mouth and throat.	ألف
The inner part of the lips where they meet (moist part).	باء
The top of the tip of the tongue touches the gums behind the two upper incisors (front central teeth).	تاء
The tip of the tongue touches the bottom edge of the two upper incisors (front central teeth).	ثاء
The middle of the tongue touches the upper palate.	جيم
The middle part of the throat which lies half way in between the beginning and the end of the throat.	حاء
The top of the throat, closest to the mouth. This letter is pronounced with a full mouth.	خاء
The top of the tip of the tongue touches the gums behind the two upper incisors (front central teeth).	دال
The tip of the tongue touches the bottom edge of the front two upper central teeth.	ذال
The tip of the tongue touches the upper hard palate at the front of the mouth.	راء
The tip of the tongue touches the top edge of the front two lower central incisors.	زاي
The tip of the tongue touches the top edge of the two front lower central incisors.	سين
The middle of the tongue touches the upper palate.	شين
The tip of the tongue touches the top edge of the front two lower central incisors. This letter is pronounced with a full mouth.	صاد

The articulation point of the Arabic letters

The sides of the tongue touch the gums of the upper back teeth (molars). This letter is pronounced with a full mouth.	ضاد
The top of the tip of the tongue touches the gums behind the two upper incisors (front central teeth). This letter is pronounced with a full mouth.	طاء
The tip of the tongue touches the bottom edge of the two upper incisors (front central teeth). This letter is pronounced with a full mouth.	ظاء
The middle part of the throat which lies half way in between the beginning and the end of the throat.	عين
The top of the throat, closest to the mouth. This letter is pronounced with a full mouth.	غين
The bottom edge of the upper front teeth meets the inner bottom lip.	فاء
Raising the back end of the tongue touching the upper palate. This letter is pronounced with a full mouth.	قاف
Raising the back end of the tongue touching the upper palate but a little further forward towards the front of the mouth.	كاف
The front sides and the tip of the tongue touch the gums of the upper front incisors.	لام
Closing the two lips together.	ميم
The tip of the tongue touches the gum of the two upper incisors (front central teeth).	نون
Circling of the two lips without meeting completely.	واو
The bottom of the throat closest to the chest.	هاء
The bottom of the throat closest to the chest.	همزة
The middle of the tongue touches the upper palate.	ياء

The Speech System





Jannat Al Quran

© Dina Essam 2014
All rights reserved.

No part of this book may be reproduced, amended, distributed, or transmitted in any form or by any means, including photocopying, recording, or other methods, without the prior written permission of the author.

The work is registered with UK Copyright Services.

www.jannatalquran.com